



District Report Card: 2017


State: Jharkhand	District: Purbi Singhbhum
Class: 5	Subject: Language
Schools: 61	Students: 991


Participation/Coverage


Students

<div>GENDER</div> <div></div>	Boys		Girls	
	Number	%	Number	%
	483	48.74	508	51.26

<div>AREA</div> <div></div>	Rural		Urban	
	Number	%	Number	%
	664	67.00	327	33.00

<div>CATEGORY</div> <div></div>	SC		ST		OBC		GEN	
	Number	%	Number	%	Number	%	Number	%
	93	9.38	349	35.22	390	39.35	159	16.04

<div>CWSN</div> <div></div>	LD	VI	HI	S&LD	ID	Oth
	3	20	0	1	2	7

<div>Management</div> <div></div>	Government		Government-aided	
	Number	%	Number	%
	795	80.22	196	19.78

Average Performance of Students in Language (%)

Overall	Gender		Area		Management		Social Group			
	Male	Female	Rural	Urban	Govt.	Aided	SC	ST	OBC	GEN
55.88	55.89	55.88	54.66	58.37	55.28	58.33	54.62	50.58	58.00	63.06

Performance on Learning Outcomes (LOs)

Learning Outcomes	Description	Average Performance(%)
L504	Reads and comprehends independently storybooks, news items/ headlines, advertisements etc.	51.77
L508	Reads text with comprehension, locates details and sequence of events	57.94

Range of Performance of Students who Answered Correctly							
Below 30%		30% - 50%		50% - 75%		Above 75%	
Number	%	Number	%	Number	%	Number	%
127	12.82	278	28.05	399	40.26	187	18.87

Lowest Performing Learning Outcomes (LOs)

- 1 - Reads and comprehends independently storybooks, news items/ headlines, advertisements etc. (51.77)
- 2 - Reads text with comprehension, locates details and sequence of events (57.94)